

# Economic Indicators Report

## March 2011



The following summary is based on the most recent data available on local economic indicators.

### Snapshot

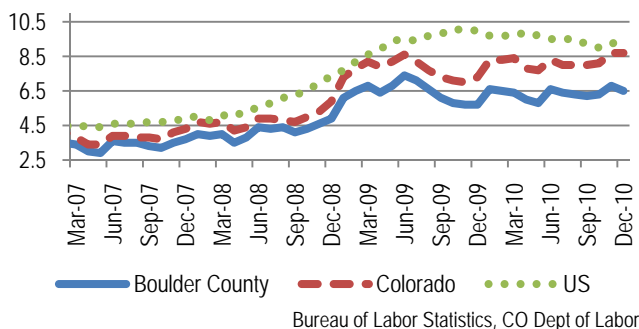
<b>Employment (Boulder County)</b>	<b>12/10</b>	<b>12/09</b>
Unemployment rate	6.5%	5.7%
Change in jobs (1 month)	-.3%	+0%
Change in jobs (1 year)	-.8%	-0.6%
<b>Vacancy Rates (Boulder)</b>	<b>Q4 10</b>	<b>Q4 09</b>
Office	10.2%	10.3%
Warehouse/Industrial	7.4%	10.8%
R&D/Flex	10.8%	8.3%
Retail	7.0%	6.7%
<b>Residential RE (Boulder)</b>	<b>12/10</b>	<b>12/09</b>
Median price – single family	\$469,800	\$534,000
Homes sold – single family	38	46
<b>Building Permits (Boulder)</b>	<b>2010</b>	<b>2009</b>
New non-residential permits	23	45
New residential units	453	141
<b>Retail sales tax collections</b>	<b>2010</b>	<b>2009</b>
City of Boulder (\$000)	\$71,473	\$66,877
<b>Venture Capital (Boulder)</b>	<b>2010</b>	<b>2009</b>
Total investment (\$000)	\$84,139	\$243,578
Number of deals	28	21
% of state total	18.9%	54.8%
<b>Consumer Price Index</b>	<b>2010</b>	<b>2009</b>
Denver-Boulder-Greeley	212.4	208.5
<b>Business Confidence Index</b>	<b>Q1 11</b>	<b>Q1 10</b>
Colorado LBCI (50=neutral)	54.8	49.7

Data for city of Boulder unless otherwise noted. Venture Capital: Pricewaterhouse-Cooper/Venture Economics/NVCA MoneyTree™ Report. Leeds Business Confidence Index: Business Research Division, Leeds School of Business, University of Colorado. Consumer Price Index: Bureau of Labor Statistics.

### Employment

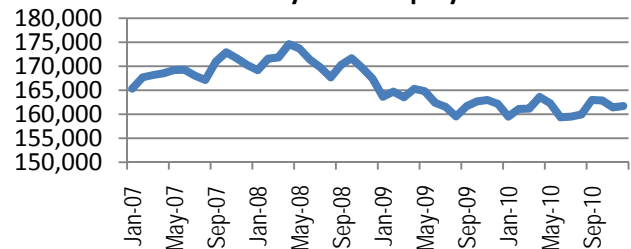
Boulder County's unemployment rate in December 2010 (6.5%) remained lower than state (8.7%) and national rates (9.1%). Boulder area unemployment was up from 6.3% in October 2010 and 5.7% in December 2009.

#### Unemployment Rate



Year to year (December 2009 and 2010), the county lost an estimated 457 jobs (-.28%) while state employment fell 1.4% and US employment rose 0.6%.

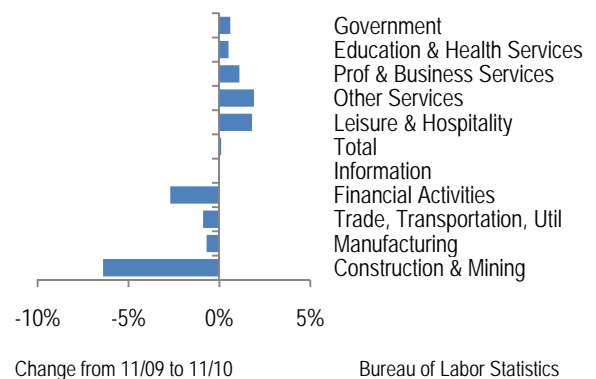
#### Boulder County Total Employment



Colorado Dept of Labor

A year-to-year comparison for December shows employment increased in Leisure and Hospitality (+1.8%), Professional and Business Services (+1.1%) and Education & Health Services (+0.5%) industries.

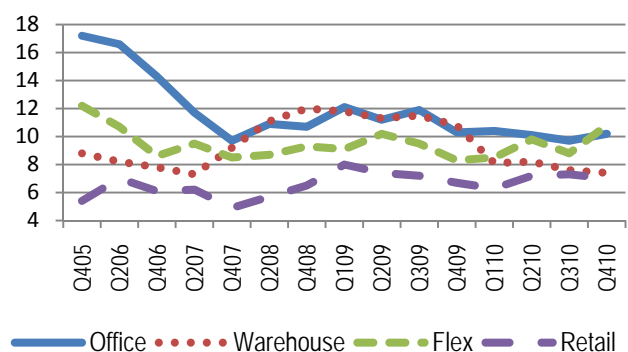
#### Boulder County Employment by Industry



### Commercial Real Estate

Boulder vacancy rates continue to fluctuate in the fourth quarter. From Q3 2009 to Q3 2010, rates fell for office (10.3% to 10.2%) and warehouse/industrial (10.8% to 7.4%), but raised for R&D/flex (8.3% to 10.8%) and retail (6.7% to 7.0%).

#### Commercial RE Vacancy Rate

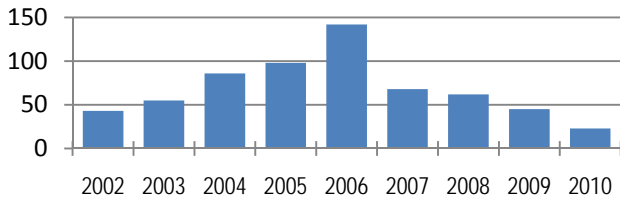


Newman Knight Frank Frederick Ross (excluding Longmont)

Total employment in the county fell by .79% (-1,290 jobs) between October and December 2010.

Twenty-three building permits for new non-residential construction were issued in the city in 2010 compared to a total of 45 in 2009.

### New Non-residential Building Permits

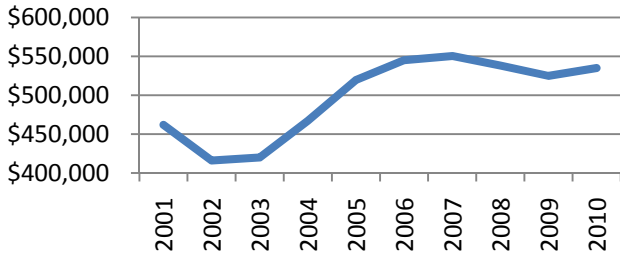


City of Boulder

### Residential Real Estate

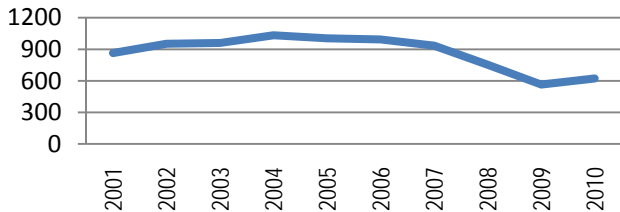
The median price of single family homes sold in the city of Boulder was \$535,000. During 2010, a total of 623 single family homes were sold compared to 564 in the year prior.

### Median Price Homes Sold: Single Family



Boulder Area Realtors Association

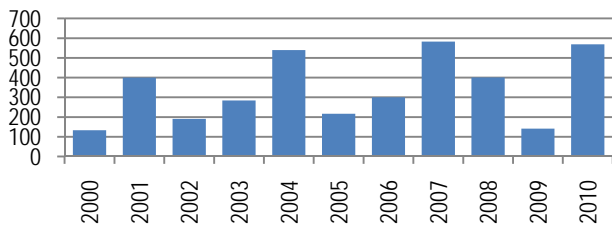
### Number of Single Family Homes Sold



Boulder Area Realtors Association

In 2010, the city issued building permits for 453 new residential units compared to 141 in 2009.

### New Residential Building Permits (units)

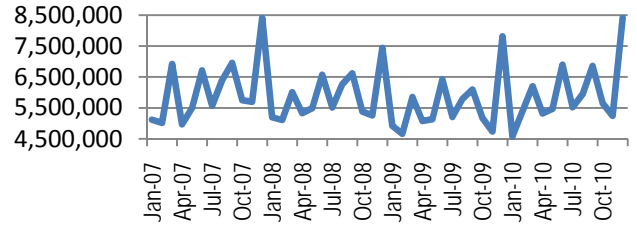


City of Boulder

### Retail Sales Tax Collections

Retail sales activity improved in 2010, increasing 6.9% over 2009.

### Retail Sales Taxes: City of Boulder

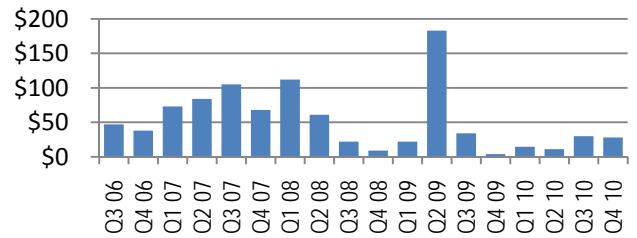


City of Boulder

### Venture Capital Investment

According to the Q4 2010 PwC/NVCA MoneyTree™ report, 10 Boulder companies received VC funding totaling \$28 million or 18.9% of the state total.

### Venture Capital Funding - City of Boulder

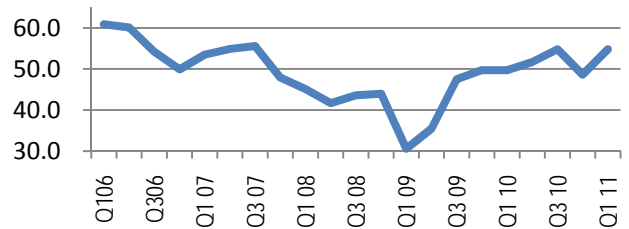


PwC/NVCA MoneyTree™, Boulder County Business Report

### Business Confidence

The Leeds Business Confidence Index, based on expectations of Colorado business leaders, rose to 54.8 for Q1 2011 from 48.6 for Q4 2010. The index was at a record low of 30.6 for Q1 2009. (Neutral = 50)

### Leeds Business Confidence Index



Leeds School of Business, University of Colorado

*The data in this report has been compiled from multiple sources and is intended for informational purposes only. The Boulder Economic Council and Boulder Chamber assume no responsibility or legal liability for the accuracy, completeness or usefulness of any information in this report. For more information, visit our website or call 303.938.2081.*